

If you have any questions, please contact me at jamie@teachmommyteach.com

Thank you for downloading!

You May:

- use these resources in your own home or classroom for non-commercial use.
- print as many copies as you would like.
- share the website link, <https://teachmommyteach.com/>, where this printable can be found, so that others can download the file.

You May NOT:

- sell, give away, or share a printed copy. Each person should download separately and print.
- print out a copy for multiple teachers, as in an entire school, co-op, or other group. Each teacher should download separately and print.
- link directly to the pdf. Instead, link to the page on <https://teachmommyteach.com/> or <https://teacherspayteacher.com/> where you found the download.
- claim this or any part of this printable as your own.
- alter this printable and claim it as your own.
- host any of the files on your personal or other websites that can be shared with others.
- Upload this resource to any file sharing sites

Credits!! Thank you Speaking of Images and Open Clipart!



<https://www.teacherspayteachers.com/Store/Speaking-Of-Images>



<https://openclipart.org/>

Animal Stories Book 4: The Big Tent

Pre-Reading Worksheets

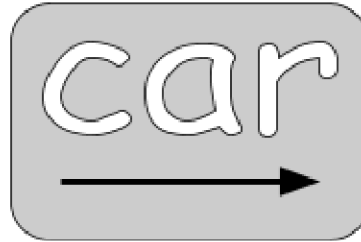

Your child will practice *CVC* words, blends, and the *ar* digraph.

Name: _____

Practice saying the **AR** sound. Use the picture of the mouth as a reference.



Sound out the following words. Color the **AR** in the word.

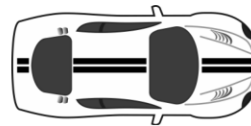


Match the words to the picture that represents the word.

Car



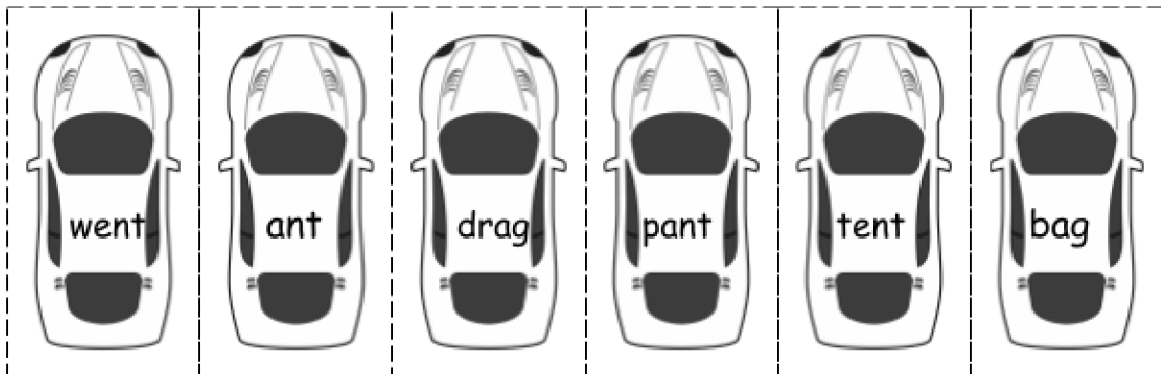
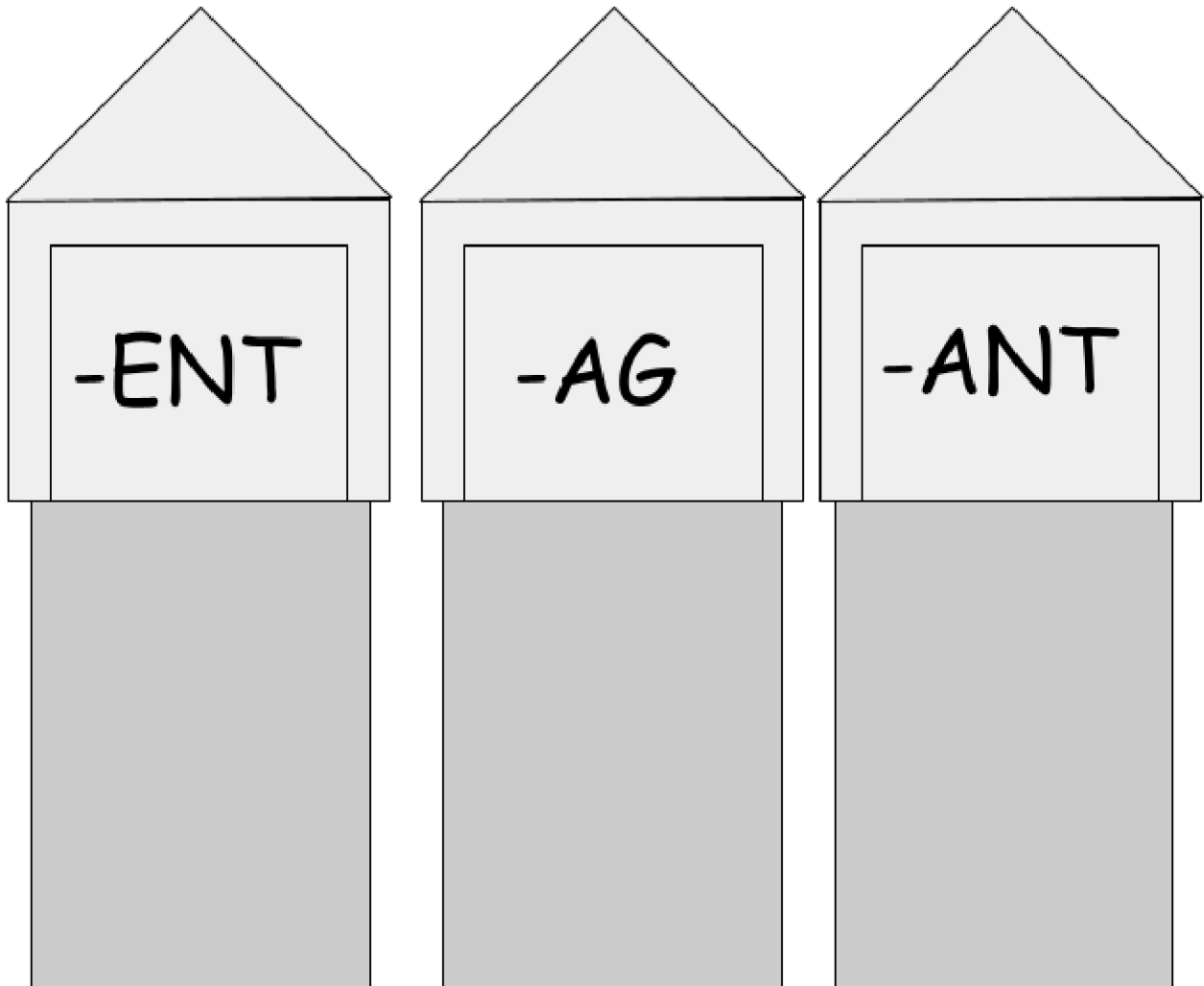
Cart



Thank you openclipart.org the wonderful clipart!

Name: _____

Glue the cars in front of the correct garage.



Name: _____

Touch each dot and say the sound the letter(s) represent. Then, touching the arrow, put the sounds together to sound out the word.

cast
● ● ● ●

cast
→

crab
● ● ● ●

crab
→

caps
● ● ● ●

caps
→

ramp
● ● ● ●

ramp
→

ram
● ● ●

ram
→

Name: _____

Trace the words **car** and **cart**.

car

cart

Trace the words **went** and **tent**.

went

tent

Trace the words **drag** and **bag**.

drag

bag

Trace the words **cat** and **cast**

cat

cast

Trace the words **ants** and **pants**.

ants

pants

Animal Stories Book 4: The Big Tent

Extra Practice Post-Reading Worksheets

Name: _____

Read the following silly sentences.

Put the cat on the cart. Put the cart in the tent.

Toss the ball to the cat on the cart in the tent.

The kids clap! "Yay!!"



Thank you openclipart.org for the wonderful clipart!

Animal Stories Book 4: The Big Tent **Answers** Pre-Reading Worksheets

Your child will practice *CVC* words, blends, and the *ar* digraph.

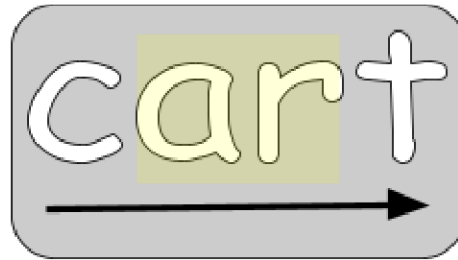
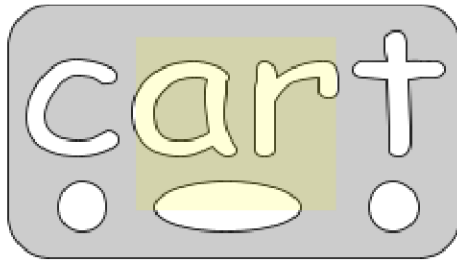
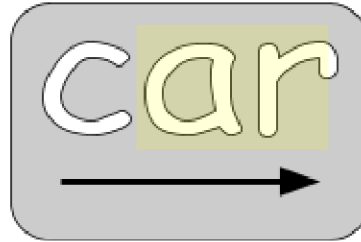

Answers

Name: _____

Practice saying the **AR** sound. Use the picture of the mouth as a reference.



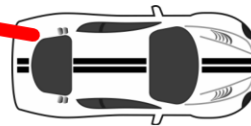
Sound out the following words. Color the **AR** in the word.



Match the words to the picture that represents the word.

Car

Cart



Thank you openclipart.org the wonderful clipart!

Answers

Name: _____

Glue the cars in front of the correct garage.

The image shows three garages with labels: -ENT, -AG, and -ANT. Below the garages are six cars with labels: went, ant, drag, pant, tent, and bag. Red lines indicate the correct matches: 'went' to '-ENT', 'ant' to '-ANT', 'drag' to '-AG', 'pant' to '-ANT', 'tent' to '-ENT', and 'bag' to '-ANT'.

Answers

Name: _____

Touch each dot and say the sound the letter(s) represent. Then, touching the arrow, put the sounds together to sound out the word.

cast
• • • •

cast
→

crab
• • • •

crab
→

caps
• • • •

caps
→

ramp
• • • •

ramp
→

ram
• • •

ram
→

Answers

Name: _____

Trace the words **car** and **cart**.

car

cart

Trace the words **went** and **tent**.

went

tent

Trace the words **drag** and **bag**.

drag

bag

Trace the words **cat** and **cast**

cat

cast

Trace the words **ants** and **pants**.

ants

pants

Animal Stories Book 4:
The Big Tent
Answers
Extra Practice
Post-Reading Worksheets

Answers

Name: _____

Read the following silly sentences.

Put the cat on the cart. Put the cart in the tent.

Toss the ball to the cat on the cart in the tent.

The kids clap! "Yay!!"



Thank you openclipart.org for the wonderful clipart!